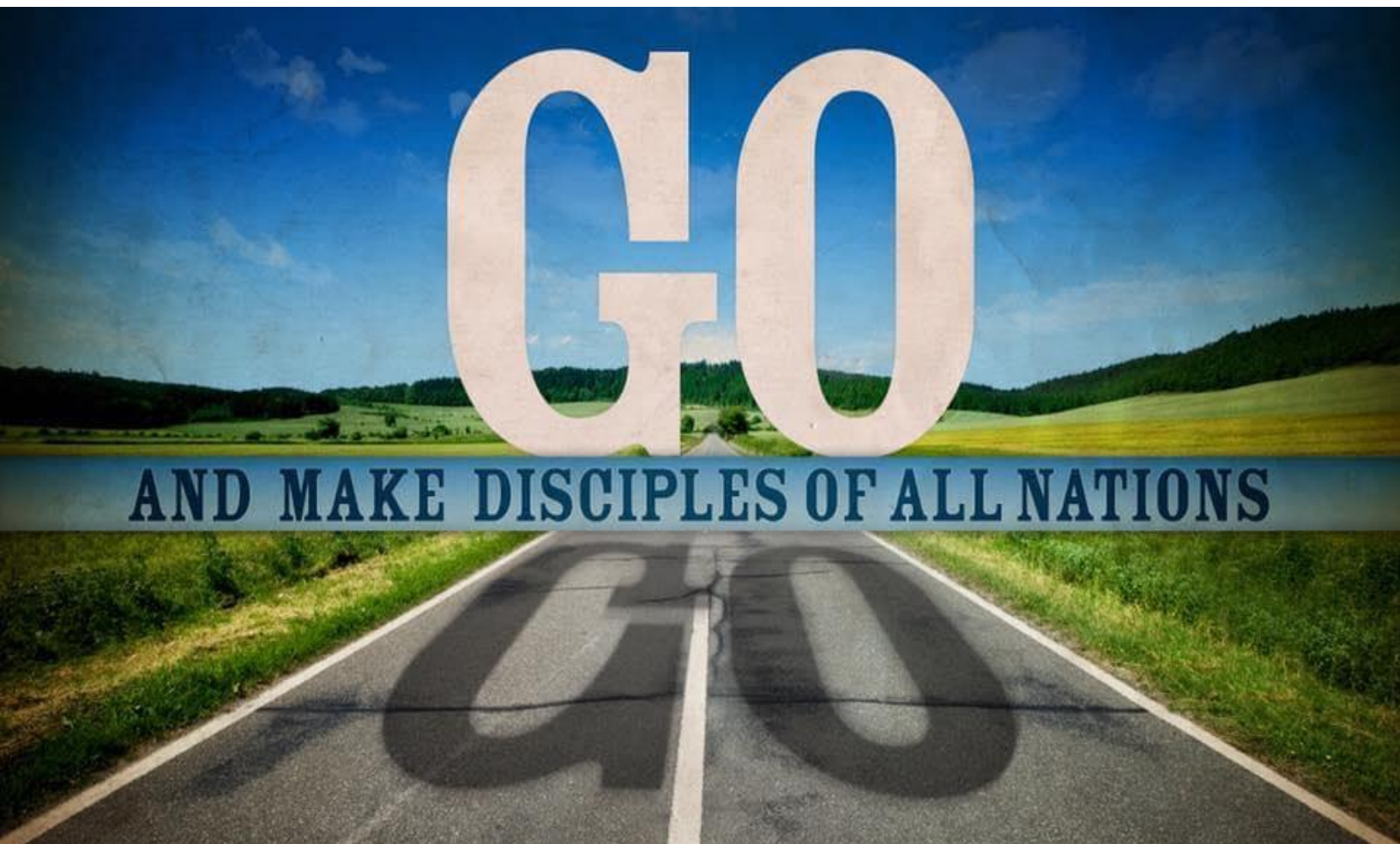


Evangelism

Fall 2021

Session 1

Pastor Francek Strlek



A N L I
Bridging The Gap Leadership

Effective Evangelism**Activity 1**

What do you think are the most important characteristics of effective evangelism? Write three below. We will discuss them briefly as a class.

1.
2.
3.

Notes:

Achieving Maximum Impact in Evangelism (Quick Lecture)

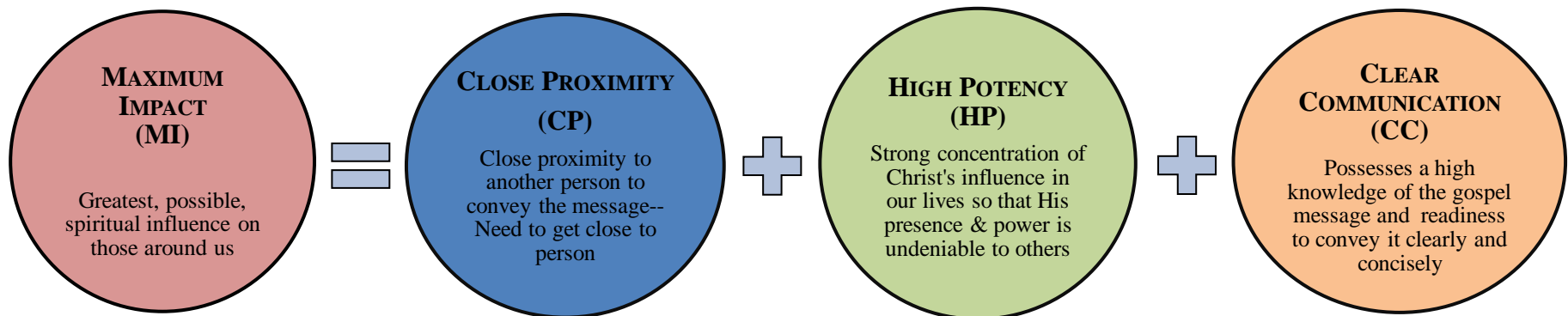
Activity 2

Jim Engel says that “on the average, this is what happens: Out of every 100 people who are actually exposed to a television commercial:

- “Thirty actually attend to its content; that is they know what is being said;
- “Fifteen understand the content (one half of those who attend to it initially).
- “And only five retain its content in active memory twenty-four hours later.

This is a graphic illustration of how the human perceptual filter selectively screens incoming information. **“Because we have sent out a message is no guarantee that we have communicated” (Innis, 1985).**

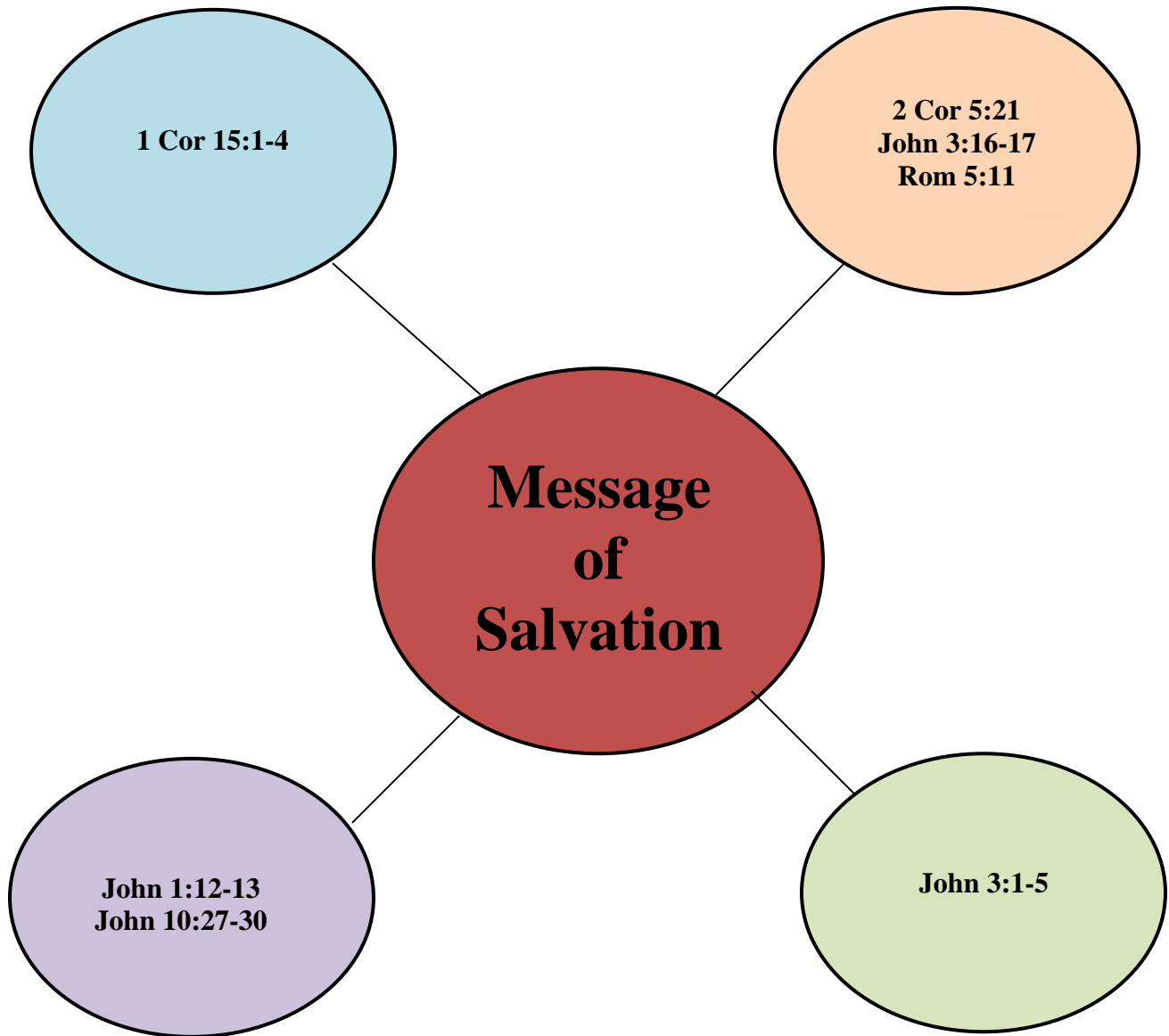
How then do we become a MAXIMUM IMPACT EVANGELIST?



Notes:

Clear Communication: Getting the Message Right (Teams)

Activity 3



Notes:

Message of Salvation	RIGHT MEANING
Team 1 1 Cor 15:1-4	
Team 2 2 Cor 5:21 John 3:16-17 Rom 5:11	
Team 3 John 3:1-5	
Team 4 John 1:12-13; 10:27-30	
ALL Teams Acts 17:26	

BREAK

Your Personal Evangelism Style

Activity 4

Reflect on the following questions carefully and thoughtfully:

1. What is the single most effective communication approach you utilize to evangelize?

2. What is the most significant barrier that prohibits you from effectively evangelizing?

3. Write any other comments related to the act of personal evangelism.

Discussion of Questions One to Three in Pair and Whole Groups

Homework and Syllabus Explanation

Activity 5

Closing Prayer

Activity 6

Lord, please save (inner-circle - someone that is very close to making a commitment to the Lord)

Lord, help them understand your Word (intermediate circle – someone who is interested and is asking questions)

Lord, lead them to the salvation decision (outer-circle – someone with whom you are just beginning to develop a relationship)

Baptism of the Holy Ghost

All Nations Leadership Institute
Evangelism, Session One
Homework – Due October 21, 2021

Introduction

In Paul's missionary journeys, he came across a multitude of diverse people with different beliefs. Referring to the below chapters for your answers, find three different examples that indicate the approach Apostle Paul used to testify about the Lord, which differed depending upon the circumstance.

Read:

Acts 16, 17, 18, 19:1-7

Part 1. Read and Analyze

- Read the assigned passages from Acts as a storyline.
- From these passages, find three different examples that indicate the approach Apostle Paul used to testify about the Lord, which differed depending upon the circumstance. (Do not over analyze)

Part 2. Write Your Insight Reflection

For each example you found in Part 1, you will:

(On page two of this document, you'll find a model of how to write an Insight Reflection.)

- Briefly tell about the evangelism technique. You should write this in about 50-75 words giving an example of an evangelism technique with the verse.
- Write a brief summary telling what happened in the evangelism scenario. Write about 75-100 words discussing the evangelism scenario.
- Describe the insight you gained from the evangelism technique and how you can apply it to your personal evangelism. Give a real-life situation of how you will apply the technique. (Write about 75-100 words.)

INSIGHT Reflection

MODEL FOR YOU TO FOLLOW

Example of Evangelism Technique (About 50-75 words giving an example of an evangelism technique with the verse)
(Acts 17:23)

In Acts 17:23, Paul stood on Mars Hill and addressed the Athenians. Paul points out a connective reference toward the true God and uses the occasion to preach Jesus. He connected the unfamiliar with the familiar, by introducing the audience to the idea of a supreme God Who commanded all men to repent.

Brief Summary (About 75-100 words telling about the evangelism scenario)

Sometimes people can understand a new idea when they can connect it to a current understanding. The Greek believed in supernatural powers or higher beings, with supernatural powers. That “power” intervened on their behalf. In fact, the Greeks had different gods for various aspects of lives, thus, “TO THE UNKNOWN GOD.” They worshipped multiple gods. Paul took advantage of the fact that they understood a supreme being and connected the “THE UNKNOWN GOD” to the God the Creator, who could be known.

Insight (About 50-75 words describing what you learned from this scenario you can apply to personal evangelism, with an example)

If I begin evangelizing with what people know, I can use it as a launching point for the message of salvation. For example, if I met someone that practiced meditation from another religion, I could talk about my meditation practices connected with prayer and listening to the voice of God. Later, I can add other comments to the discussion.

Name:

Date: Evangelism Session 1 Homework—**Due April 8, 2021**

INSIGHT Reflection

Example One

Example of Evangelism Technique (About 50-75 words giving an example of an evangelism technique with the verse)

Brief Summary (About 75-100 words discussing the evangelism scenario)

Insight (About 50-75 words describing what you learned from this scenario you can apply to personal evangelism, with an example)

Example Two

Example of Evangelism Technique (About 50-75 words giving an example of an evangelism technique with the verse)

Brief Summary (About 75-100 words discussing the evangelism scenario)

Insight (About 50-75 words describing what you learned from this scenario you can apply to personal evangelism, with an example)

Example Three

Example of Evangelism Technique (About 50-75 words giving an example of an evangelism technique with the verse)

Brief Summary (About 75-100 words discussing the evangelism scenario)

Insight (About 50-75 words describing what you learned from this scenario you can apply to personal evangelism, with an example)